

HTS-QAT122

02 March 2022

SCOPE OF WORK

Scope of work will be mainly used to know more about the project requirements and the project details

Project Name: **Dundun - Phase 1**

Client Name: **Mr. Ola Apata**

Platform: **Android App**



Dundun.app - Hlddy

In this phase, We need to Implement a reply message for specific users, display a thumbnail when sharing the "URL" and allow the user to post multiple media to other users.

.



DISCLAIMER

Hitasoft Technology Solutions Pvt., Ltd. has prepared this Scope of Work (SOW) document in accordance with your business requirements. It is crystal clear with accurate details related to your project.

The project will be delivered to you without any flaws according to this SOW. We (Hitasoft team) will carry out the customization work completely depending on this SOW.

The outcome of the project will be totally based on this SOW. We will complete the custom work mentioned in this comprehensive SOW document

Any other changes or inclusions of new features and functionalities during the development and after the completion of this SOW is not possible. All the other functions will work as per the base product.

We request you to review this document fully before signing as the end-product will be wholly based on this SOW.



CONTENTS

1. A Reply message for specific Users
2. Display Thumbnail image when sharing the URL
3. Allow the user to post multiple media to other users



UI DESIGN:

Kindly check this attached UI design, if you need any changes please update to us

Link:

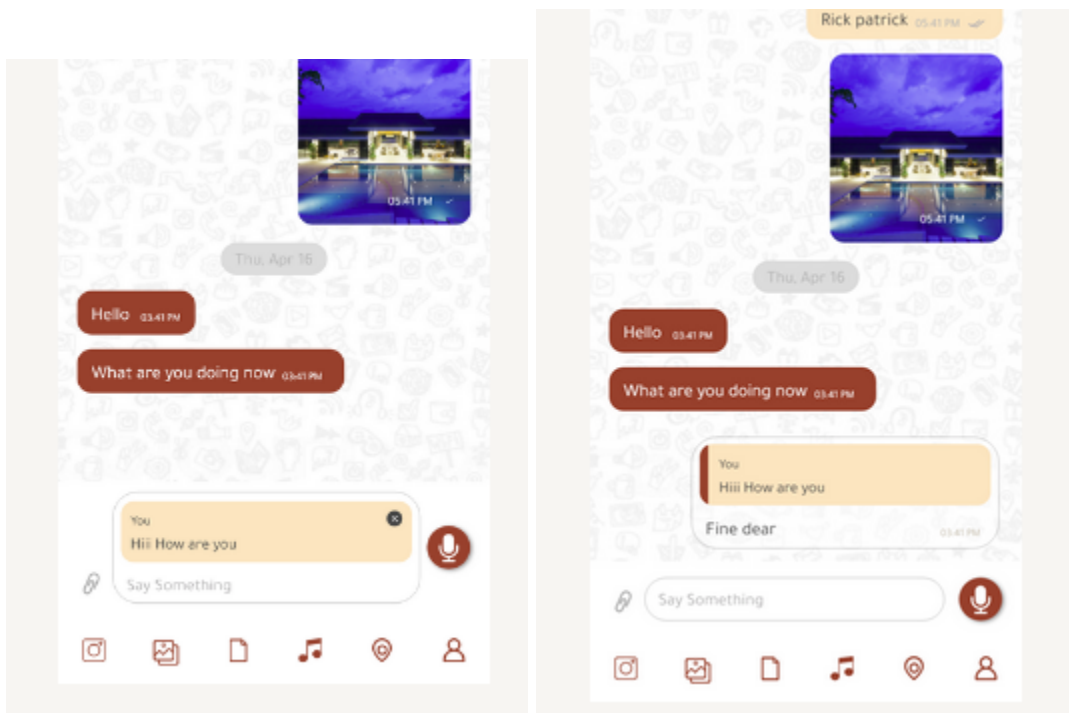
<https://www.dropbox.com/sh/nsn55f5jv96rsx6/AACMckm7yrqbByxwTi2VqQlma?dl=0>



REPLY MESSAGES FOR SPECIFIC USERS

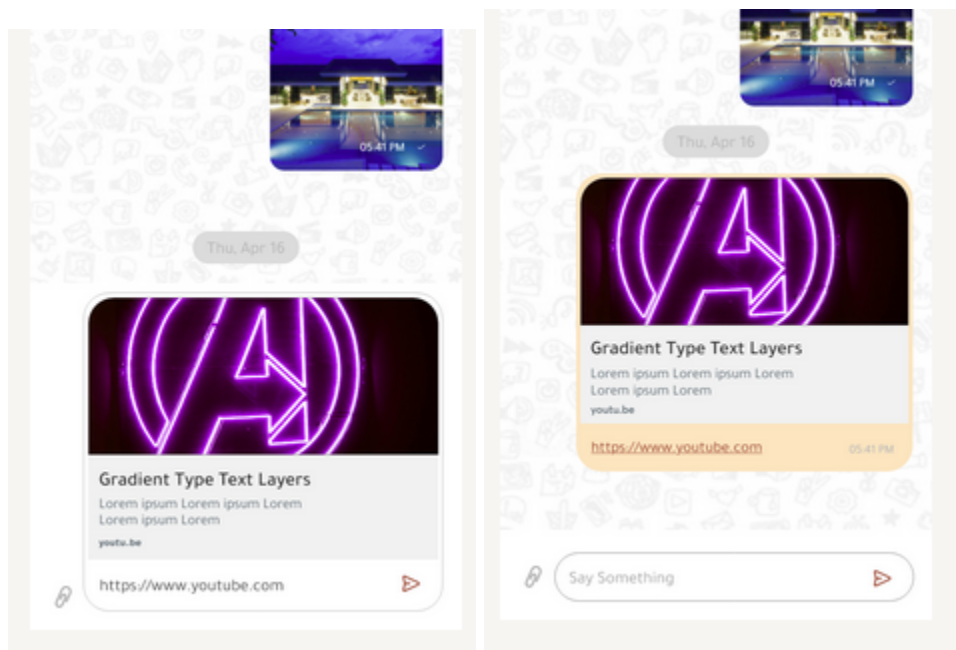
- We need to implement the swipe reply option for each message, If we have received or send any message to other users then we need to show a reply (Quote) for a separate message. It means just swipe right or select a message to quote a new message
- On the chat page, if the user swipes any message or selects and clicks on the reply icon in the header, the selected message should appear above the text field. Now users can send a new message to that Specific message.

- For Ex : If user A and user B chatted and sent more than 10 messages, now select user A or user B as "5th message" and they will respond to the selected message with a specific response
- User can select or swipe any type of message like “ Text, Images, Videos and URL, Document, Audio, location and Contacts.
- If the user selects on any message it shows the "Delete, Copy and Forward" option in the header. Now we need to add the “Reply” option additionally.
- When a separate message is successfully sent, the chat page should display a copied message with the most recent reply like the screenshot.



DISPLAY THUMBNAIL IMAGES WHEN SHARING URL

We need to implement thumbnail images when sharing URLs. Now if a user tries to share any URL, we need to show a thumbnail image and text before and after sharing the link on the chat page. It should show a thumbnail of the URL we shared. If the user copies and pastes the URL into the chat field we should display the thumbnail image and text like this screenshot




ALLOW THE USER TO POST MULTIPLE MEDIA TO OTHER USERS

- We need to give options to users to send multiple media to other users. user selects any media (Image, Videos, document and Audio)

on the chat page or the user outside the application tries to select and share the multiple media, it should allow sharing with the users.

- While sharing the process, click an image or video or document or audio it should select and should show count like 1, 2.. After selection click on send button then concern media file should send in chat page
- It should allow you to select 30 media files at a time

Note : we can send multiple images on gallery only, we can't send multiple images using a camera..



---Thank You---



Digital Market Place:
<https://appkodes.com>



Corporate website:
www.hitsoft.com

